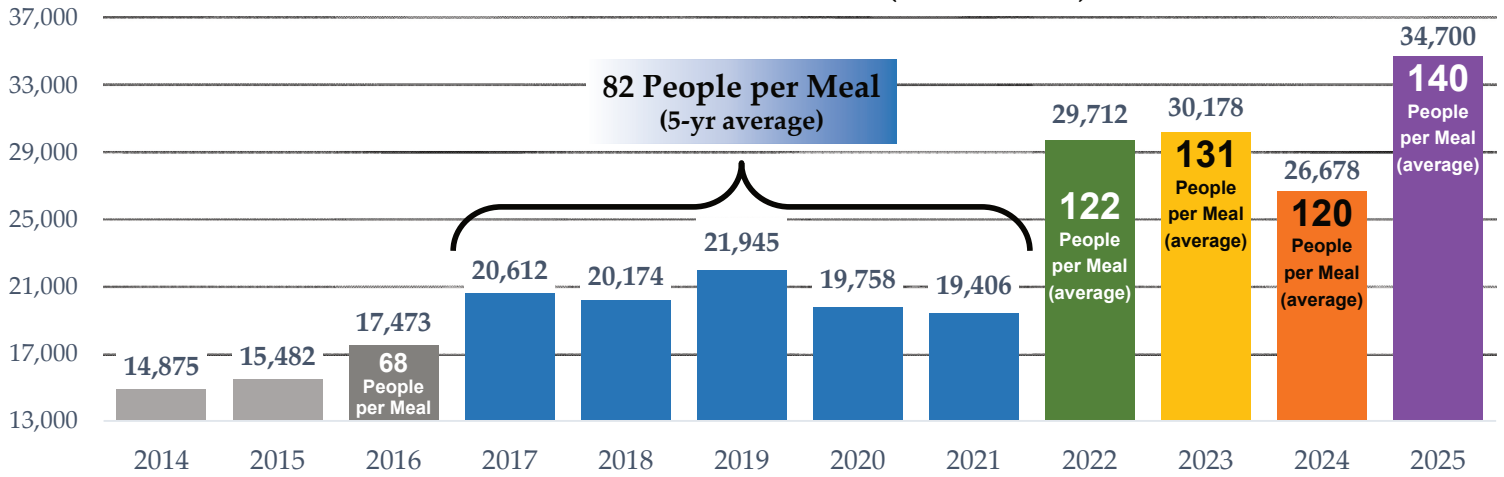
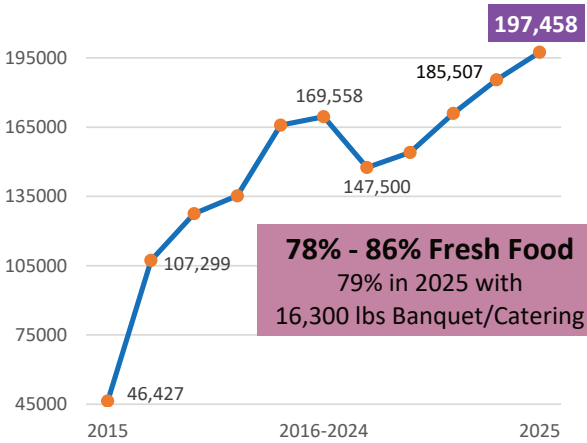


## NUMBER OF MEALS SERVED (2014 - 2025)



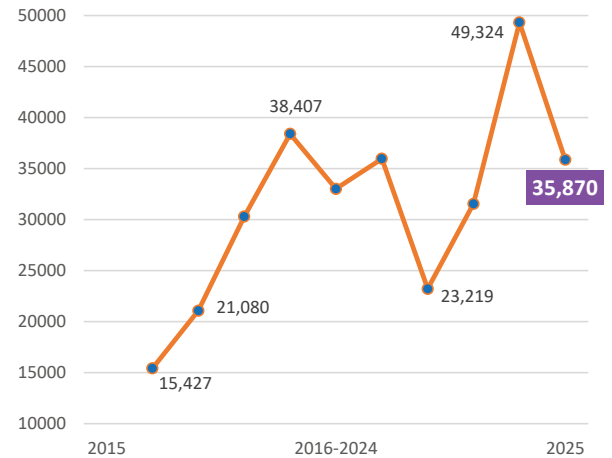
### DONATED FOOD (by weight in lbs)



An estimated 30,000+ additional packaged meals were prepared in 2025 from Banquet/Catering & ready-to-eat items.

That's 65,000 total meals!

### REDISTRIBUTED FOOD (by weight in lbs)



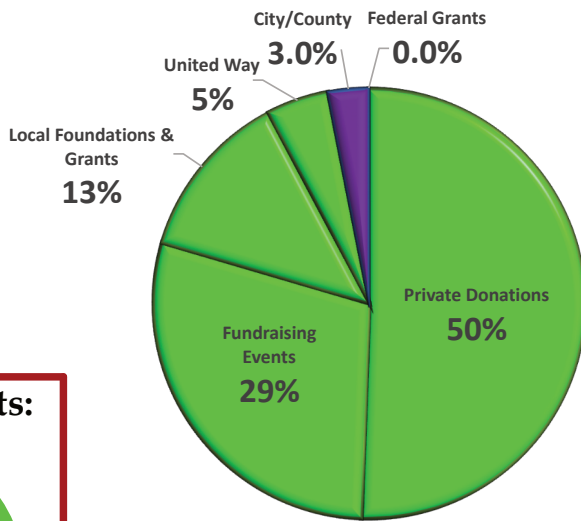
Note: Meals prepared from food redistributed to other agencies (81% to fellow United Way .orgs) in addition to the above.

### 2025 REVENUE:

**Local support makes all the difference! 97% of funding**

(Non-Governmental)

Not Directly Impacted by Cuts to Federal Funding

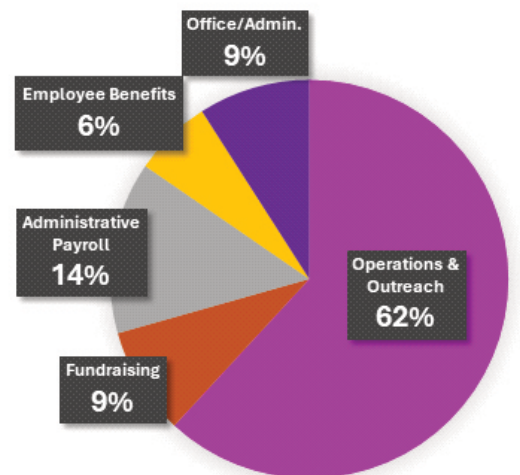


The Soup Kitchen is Always Free!

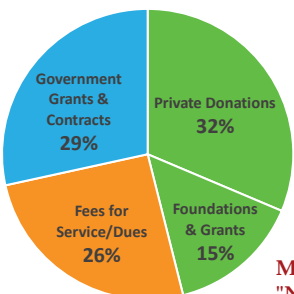
### 2025 EXPENSES:

Total Food Cost per Meal: 2 to 4 cents

Total Expenses per Meal: \$6.00 to \$11.40



### Other Nonprofits:



March 2025 Nonprofit Quarterly.org  
"Nonprofits by the Numbers" (T.Siefer)